

Class 2 Newsletter

12.6.20

Dear Class 2

Or should I say hello Team Blue?! I know many of you wore blue and joined World Ocean Day on Monday enjoying different activities and learning a lot. Olivia took the extra step of becoming a mermaid for the day.




Olivia is not the only one who is taking an idea or task from the topic board and doing it in their own way. I am loving seeing this creativity and originality. Many of you did the ocean layers task. Isabel went large taking a few days to make this huge poster of ocean layers. Alex also took a few days as he had the idea to create a 3D scene of the ocean layers dangling sea creatures at different heights so they appeared to be in the right layer of the ocean.

Ocean

Please look after our oceans they can last more than a life time!



You can always think about if you can or can't recycle or reuse it before you throw it away.



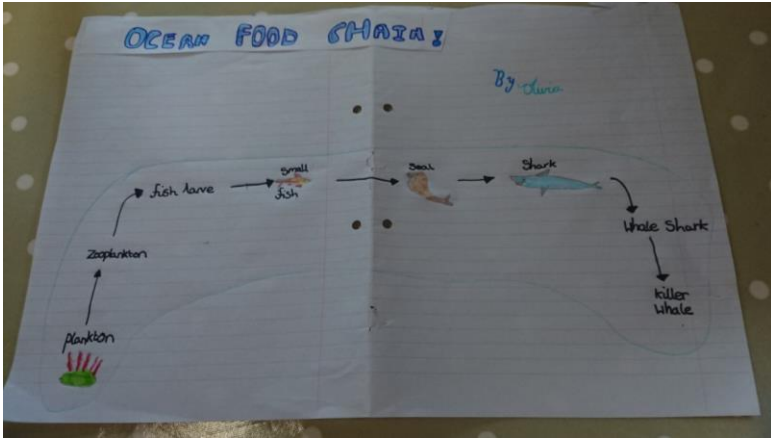
Most Mondays, Sophie sends a PowerPoint about the topic. This week she changed it to a poster about the saving the ocean showing her learning from World Ocean Day.

Ella and Henry wanted to work together to make an ocean scene out of play dough.


So, when you read the topic tasks, have a think about how you would like to do it and present it: writing, drawing, typing, using computer skills, designing, making or using art.



Here are some other highlights.



Olivia's food chain, Samuel's cuttlefish, Avagrace's squid work and George's turtle.



Well done everyone!

A new challenge...

Isabel has set herself the challenge of reading her own height in books this year. As you can see, she's almost reached her sitting height. She is willing to give you a review on any of these books. So, if you would like a recommendation, drop me a line and I will pass on the message. Will you take her idea and read your own height in books this year....?

Diving Deeper into the Topic



This week you will learn about three people who are pioneers of the underwater world. There are three suggestions on the topic board about how you might show your learning but you might think of your own way. I am already curious and look forward to seeing your results.

For the artistic and creative, there are two art ideas and a chance to make a submarine in a bottle.

Reading Dive into a book!

Make a den using a blue sheet and read underwater!

Research more about this week's divers.

Spelling Good luck with your spelling test on Monday. Hope you get full marks.

Next week's spellings are in this home learning pack and are on Spelling Shed.

Writing Create a magazine article or two page spread about the divers (see topic board)

Maths Continue with White Rose Maths.

Continue with S and S mental arithmetic book or the booklet that was in last week's home learning pack

Rock Stars 13 of you have logged and played in June.

Keep rocking! Improve your speed and times table knowledge

Let me know if you need login details.

There is a times table activity in your pack.

Y5 and Y6 - are you still making your bed and changing the duvet? You had to make your own bed at East Barnby! Just for fun, I've sent you some extra ideas about recreating East Barnby activities by email.

Enjoy this week's activities.

Miss Jeffries