

Class 1 Newsletter week ending Friday 15th May

Dear Families,

I hope you are all safe and well and doing the best you can under the circumstances. Many of you have taken the time to contact me via email and on Tapestry to share positivity and support - thank you for this.


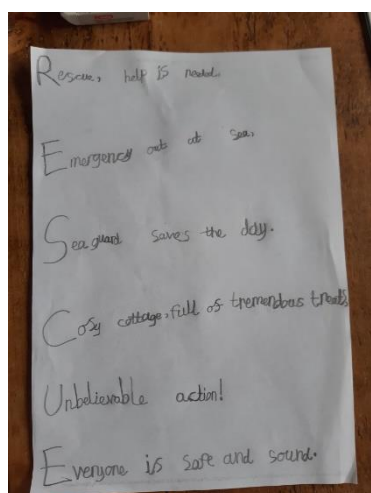


What's been happening this week?


Below you can see what has been going on in our homes this week.

We have some really creative and talented artists that have enjoyed their learning over the past couple of weeks.

Congratulations to those of you who are achieving great spelling results this week. It was lovely to hear that a spelling test took place over breakfast which resulted in 10/10... Super Star Speller!



Keep up the great work



Week commencing Monday 18th May

This week we will be celebrating and concluding our work on Land Ahoy. Here are a few activities which you might like to try.

Sailing Trip around the UK

Look at large scale maps of the UK and plan a sailing trip around the coast. Decide where they might dock, making a list of the most intriguing place names. Search the web to find pictures of the places chosen and talk about what they can see there. Discuss the pictures and decide whether it looks like a good place to drop anchor. You could look at specific locations. Examples might include Whitby, Portsmouth, Plymouth, Hull, Cardiff, Grimsby,

Folkstone, Dover, Liverpool, Cromer, Bournemouth and other significant coastal towns and ports.

Postcards

Read a postcard from one of the suggested locations from a sailor describing what they have seen and done as they have docked there. Read the postcard together to see if it can be improved by making verbs and adverbs more exciting. For example, 'I walked down to the harbour to see the ships' could be 'I strolled slowly down to the harbour to see the ships'.

Greetings!

Choose a location from those given or chosen. Look at a range of aerial and photographic images of a favourite place. Imagine being there and deciding to write a postcard to a friend or family member at home. Plan what they would like to say, referring back to the photographs and images for ideas.

Sharing our Learning

Share everything that you have learned throughout the project. Plan what they would like to draw, say and share. Make a poster or create a presentation, using PowerPoint or similar, about their favourite part of the project. Include a sentence or sentences explaining what they learned and why they enjoyed this particular aspects of their project work, such as photographs of their pirate activities



Please continue to enjoy your Love of Reading and your Maths and English activities, whether it is online learning or completing your activity booklets in your Learning Pack. But most importantly, please continue to stay safe, stay well and have fun with your families.

Thank You to you all for your ongoing support.

Stay safe. Stay well.

Very Best Wishes,

Mrs Cawthra